

Residual current operated circuit breaker, 4-pole, Type AC, In: 80 A, 300 mA, Un AC: 400 V



Model	
Product brand name	SENTRON
Product designation	RCCB
Design of the product	Instantaneous
General technical data	
Number of poles	4
Size of installation devices / acc. to DIN 43880	1
Protection against electrical shock	Finger and back-of-hand safe
Short-circuit current rating	10 kA
circuit-breaker / Design	5SV4
Mechanical service life (switching cycles) / typical	10 000
Switching function / short-term delayed	No
Overvoltage category	III
Supply voltage	
Supply voltage	
<ul style="list-style-type: none"> <li>for testing equipment / minimum</li> </ul>	100 V
Supply voltage frequency	
<ul style="list-style-type: none"> <li>rated value</li> </ul>	50 Hz

Protection class	
Protection class IP	IP20, if the distribution board is installed, with connected conductors
Switching capacity	
Switching capacity current / according to IEC 61008-1 / rated value	0.8 kA
Dissipation	
Power loss [W] / for rated value of the current / at AC / in hot operating state / per pole	4.1 W
Electricity	
Tripping residual current / rated value	300 mA
Type of fault current	AC
Current / at AC / rated value	80 A
I <sup>2</sup> t-value / permissible	44 880 A <sup>2</sup> ·s
Product details	
Product feature / silicon-free	Yes
Product extension / can be installed / supplementary devices	Yes
Number	
Number of test cycles / for environmental testing / acc. to IEC 60068-2-30	28
Connections	
Connectable conductor cross-section / stranded	
• minimum	0.75 mm <sup>2</sup>
• maximum	35 mm <sup>2</sup>
Connectable conductor cross-section / solid	
• minimum	0.75 mm <sup>2</sup>
• maximum	35 mm <sup>2</sup>
Tightening torque / with screw-type terminals	
• minimum	2.5 N·m
• maximum	3 N·m
Position / of power supply cord	top or bottom
Mechanical Design	
Height	90 mm
Width	72 mm
Depth	70 mm
Mounting position	any
Installation depth	70 mm
Number of width units	4
Mounting type	DIN rail (REG)
Net weight	385 g

## Environmental conditions

### Ambient temperature

- |  |        |
|--|--------|
| • minimum                              | -25 °C |
| • maximum                              | 45 °C  |
| • during storage / minimum permissible | -40 °C |
| • during storage / maximum permissible | 75 °C  |

## Certificates

### Reference code

- |                            |   |
|----------------------------|---|
| • acc. to DIN EN 61346-2   | F |
| • acc. to IEC 81346-2:2009 | F |

## General Product Approval



CCC



IMQ

[Miscellaneous](#)



EG-Konf.

## Further information

### Information- and Downloadcenter (Catalogs, Brochures,...)

<http://www.siemens.com/lowvoltage/catalogs>

### Industry Mall (Online ordering system)

<https://mall.industry.siemens.com/mall/en/en/Catalog/product?mlfb=5SV4647-0>

### Service&Support (Manuals, Certificates, Characteristics, FAQs,...)

<https://support.industry.siemens.com/cs/ww/en/ps/5SV4647-0>

### Image database (product images, 2D dimension drawings, 3D models, device circuit diagrams, ...)

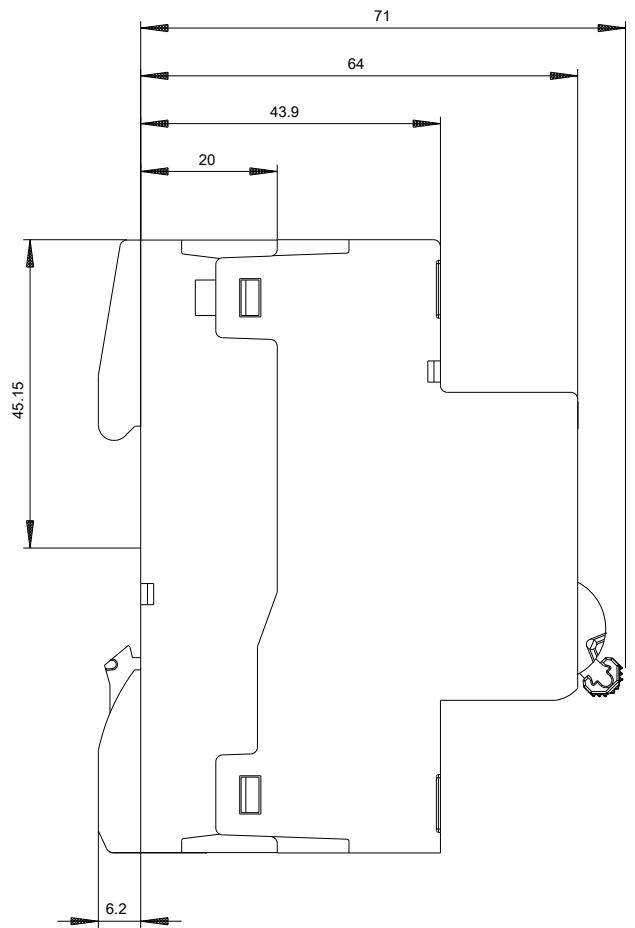
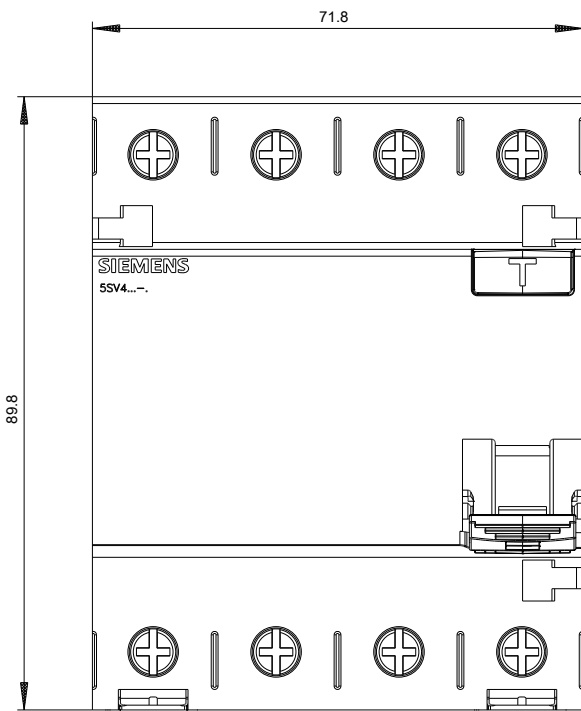
[http://www.automation.siemens.com/bilddb/cax\\_en.aspx?mlfb=5SV4647-0](http://www.automation.siemens.com/bilddb/cax_en.aspx?mlfb=5SV4647-0)

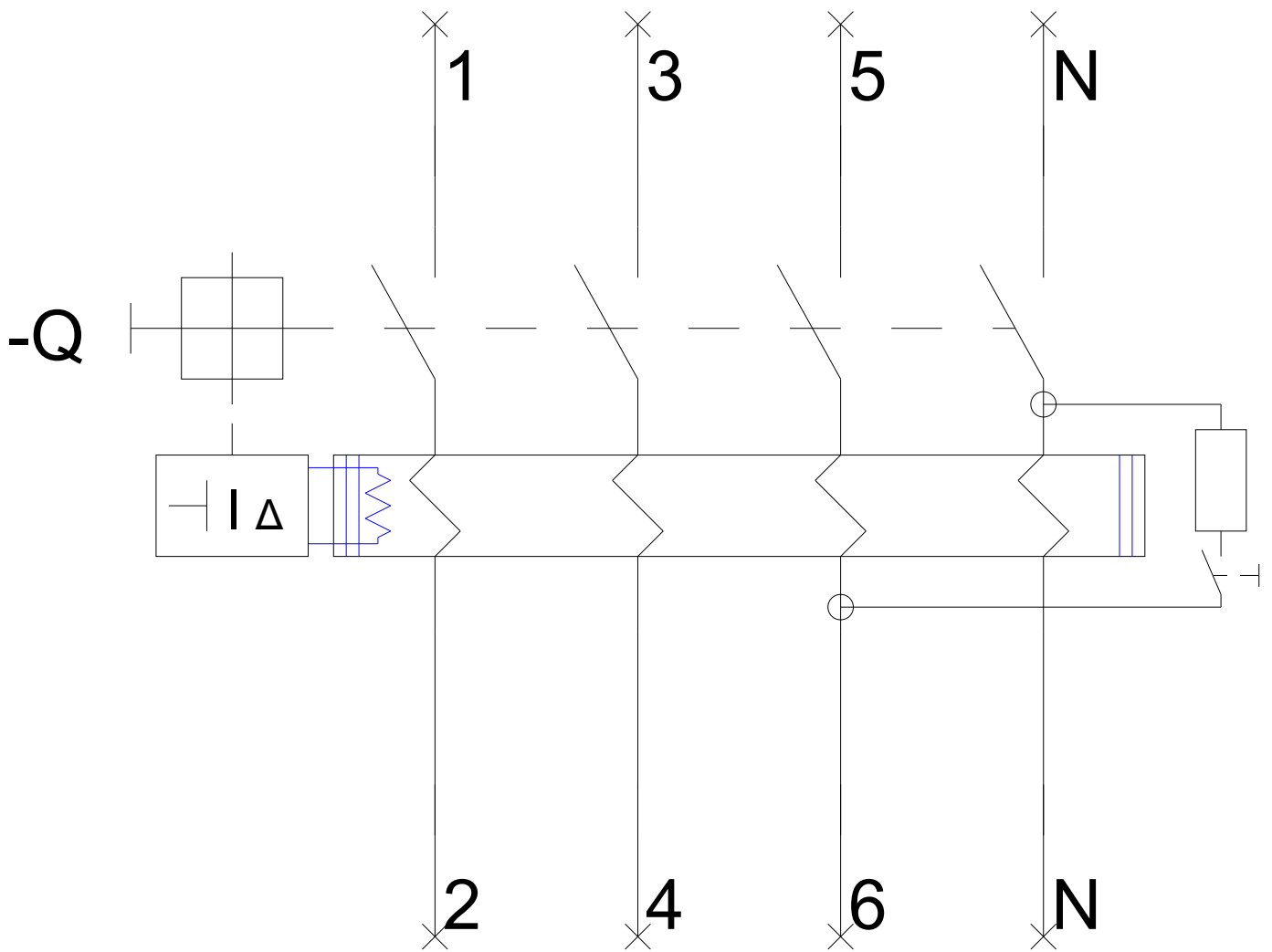
### CAX-Online-Generator

<http://www.siemens.com/cax>

### Tender specifications

<http://www.siemens.com/specifications>





-CB

