

EURO MTH PC

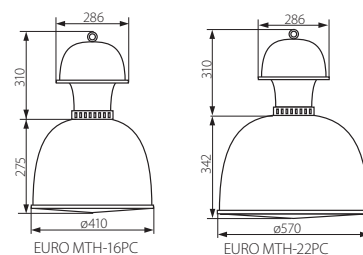
Oprawa metalohalogenkowa / Metal-halide fitting



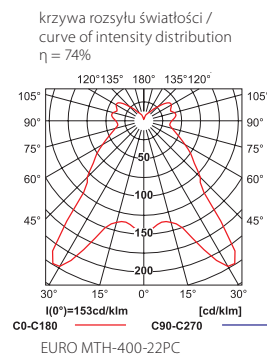
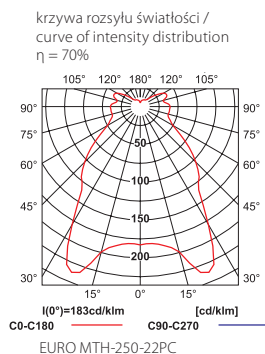
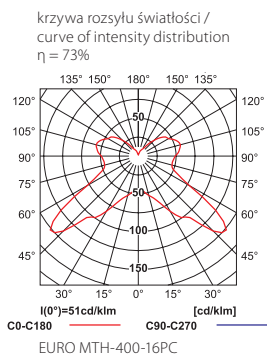
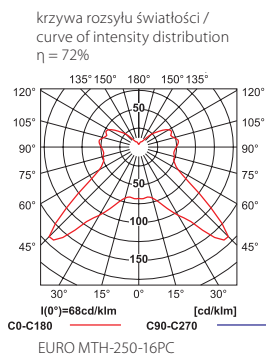
EURO MTH-16PC



EURO MTH-22PC



- ▶ klosz, szyba ochronna: poliwęglan (PC) / układ zapłonowy: obudowa-stop aluminium
- ▶ lampshade, pane: polycarbonate (PC) / ignition system: casing - aluminum alloy



Kanlux					[W]	[A] MH	[g]
EURO MTH-250-16PC	07860	szary / grey	250	2,1	6315		
EURO MTH-400-16PC	07861	szary / grey	400	3,5	6690		
EURO MTH-250-22PC	07862	szary / grey	250	2,1	7559		
EURO MTH-400-22PC	07863	szary / grey	400	3,5	7965		

	220-240V		50/60Hz		VVG		METALHALIDE		E40			$[\text{m}^2]$	3 x (1-2,5)		1,0		IP 20				
--	----------	--	---------	--	-----	--	-------------	--	-----	--	--	----------------	-------------	--	-----	--	-------	--	--	--	--