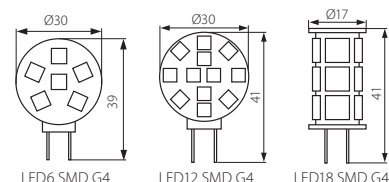


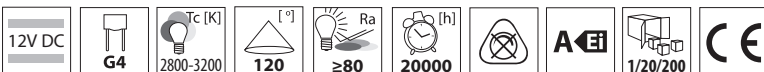


LED SMD G4

Lampa z diodami LED / LED lamp



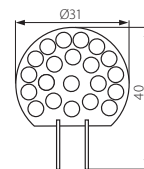
	Kanlux						
	Kanlux	[W]	[W]	LED SMD	[lm]	[g]	
NEW	LED6 SMD G4-WW	08952	1,2	1,2 - 5	6	60	4
	LED12 SMD G4-WW	08951	2	2 - 15	12	140	4
	LED18 SMD G4-WW	08950	2,5	2,5 - 17	18	160	6



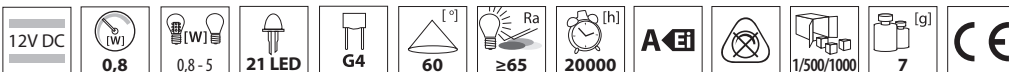
do prawidłowego działania wymagany zasilacz elektroniczny LED, np. DRIFT lub TRETO dostępny w ofercie Kanlux / źródło wykorzystuje diody LED SMD 5050
 LED electric power supply is needed for proper functioning, e.g. DRIFT or TRETO available in the Kanlux product range / light source uses SMD 5050 LEDs

LED21 G4

Lampa z diodami LED / LED lamp



	Kanlux			
	Kanlux	Tc [K]	[W]	[lm]
NEW	LED21 G4-WW	18271	2700-3500	65
NEW	LED21 G4-CW	18270	5500-6500	70



do prawidłowego działania wymagany zasilacz elektroniczny LED, np. DRIFT lub TRETO dostępny w ofercie Kanlux
 LED electric power supply is needed for proper functioning, e.g. DRIFT or TRETO available in the Kanlux product range