

TECHNICAL SPECIFICATION

DIN Rail Mounted kWh Meter – DDS – 1Y – 45



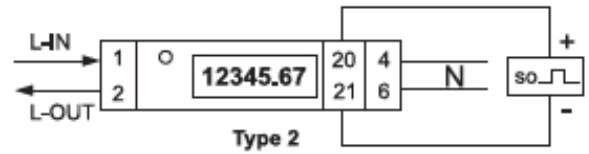
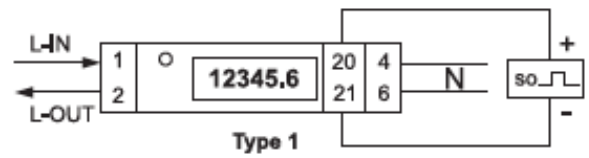
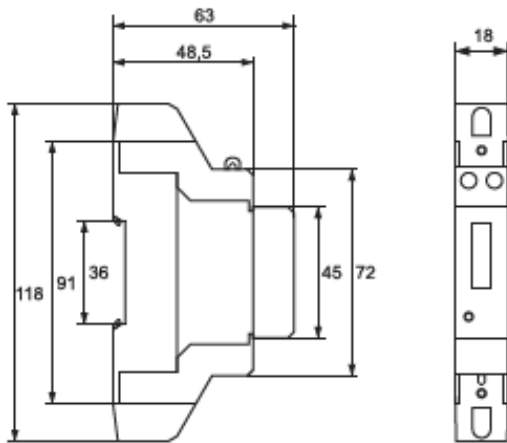
Description:

Electronic kWh meters intended for DIN rail mounting and active energy measurement. Meters are suitable for home and commercial applications. They perform direct measurement of the real consumption of electric power and the results are shown on the LCD display. The system doesn't need any additional adjustment or calibration.

Technical data:

- Direct power consumption measurement: up to 5(45)A, 50/60Hz
- Automatic temperature compensation
- LED indicator for phase voltage
- Indication for wrong cable connection
- Indication for wrong measurement
- Precision class: 1
- Number of tariffs: 1
- Meter constant: 1000 (imp/kWh)

Dimensions and schemes:



Type	Measuring range	Number of tariffs	Meter constant (imp/kWh)	Voltage (V)	Packing / Box (pcs)	Catalogue number
DDS-1Y-45	5 (45)	1	1000	230	1 / 120	50214

Standards:

IEC 62052-11

IEC 62053-21

